

Name of Listed Entity : SRM ENERGY LIMITED

Script Code and name : SRMENERGY , BSE - 523222

Shareholding pattern filed under Reg. 31(1)(b)

Quarter Ended : 31.12.2015

	Particulars	Yes	No
1	Whether the Listed Entity has issued any partly paid up shares?		NO
2	Whether the Listed Entity has issued any Convertible Securities or Warrants?		NO
3	Whether the Listed Entity has any shares against which depository receipts are issued?		NO
4	Whether the Listed Entity has any shares in locked-in?		NO
5	Whether any shares held by promoters are pledged or otherwise encumbered?		NO




V. Rastogi

Table I - Summary Statement of holding of specified securities

Name of Listed Entity: SRM ENERGY LIMITED

Quarter Ended: 31.12.2015

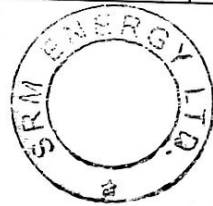
Category (I)	Category of shareholder (II)	Nos. of share holders (III)	No. of fully paid up equity shares held (IV)	No. of partly paid-up equity shares held (V)	No. of shares underlying Depository Receipts (VI)	Total Nos. shares held (VII = IV+V+VI)	Shareholding as a % of total no. of shares (Calculated as per SCRR, 1957) (VIII) As a % of (A+B+C2)	No of voting Rights held in each class of securities (IX)			No of shares underlying outstanding convertible Securities (including warrants) (X)	Shareholding as a % assuming full conversion of convertible securities (as a % of diluted share capital) (XI) = (VII)+(X) as a % of A+B+C2	Number of Locked in shares (XII)		Number of shares pledged or otherwise encumbered (XIII)		Number of equity shares held in dematerialized form (XIV)	
								No of voting Rights					Total as a % of (A+B+C)	No. (a)	As a % of total shares held (b)	No. (a)		As a % of total shares held (b)
								Class X	Class Y	Total								
(A)	Promoter and Promoter Group	1	6450000	0	0	6450000	71.1921	6450000	0	6450000	71.1921	0	0	0.0000	0	0.0000	6450000	
(B)	Public	5549	2610000	0	0	2610000	28.8079	2610000	0	2610000	28.8079	0	0	0.0000	0	0.0000	1540850	
(C)	Non Promoter - Non Public	0	0	0	0	0	0.0000	0	0	0	0.0000	0	0	0.0000	0	0.0000	0	
(C1)	Shares underlying DRs	0	0	0	0	0	0.0000	0	0	0	0.0000	0	0	0.0000	0	0.0000	0	
(C2)	Shares held by Employee Trusts	0	0	0	0	0	0.0000	0	0	0	0.0000	0	0	0.0000	0	0.0000	0	
	<b>Total</b>	<b>5550</b>	<b>9060000</b>	<b>0</b>	<b>0</b>	<b>9060000</b>	<b>100.0000</b>	<b>9060000</b>	<b>0</b>	<b>9060000</b>	<b>100.0000</b>	<b>0</b>	<b>0</b>	<b>0.0000</b>	<b>0</b>	<b>0.0000</b>	<b>7990850</b>	



V. Rastogi

**Table II - Statement showing Shareholding Pattern of the Promoter and Promoter Group**  
 Name of Listed Entity: SRM ENERGY LIMITED  
 Quarter ended: 31.12.2015

Category and Name of the shareholders (I)	PAN (II)	No. of shareholders (III)	No. of fully paid up equity shares held (IV)	Partly paid-up equity held (V)	No. of shares underlying Depository Receipts (VI)	Total Nos. shares held (VII = IV+V+VI)	Shareholding % calculate as per SCRR 1957 As a % of (A+B+C2) (VIII)	No of voting Rights held in each class of securities (IX)				No of shares underlying convertible Securities (including warrants) (X)	Shareholding as a % assuming full conversion of convertible securities(as a % of diluted share capital) (XI) = as a % of A+B+C2	Number of Locked in shares (XII)		Number of shares pledged or otherwise encumbered (XIII)		Number of equity shares held in dematerialized form (XIV)
								No of voting Rights			Total as a % of Total voting rights			No. (a)	As a % of total shares held (b)	No. (a)	As a % of total shares held (b)	
								Class X	Class Y	Total								
<b>1 Indian</b>																		
(a) Individuals/Hindu Undivided Family																		
(b) Central Government/State Government(s)		0	0	0	0	0	0.0000	0	0	0	0.0000	0	0	0	0.0000	0	0.0000	0
(c) Financial Institutions / Banks		0	0	0	0	0	0.0000	0	0	0	0.0000	0	0	0	0.0000	0	0.0000	0
(d) Any Other (specify)		0	0	0	0	0	0.0000	0	0	0	0.0000	0	0	0	0.0000	0	0.0000	0
(d)(i) Bodies Corporate		0	0	0	0	0	0.0000	0	0	0	0.0000	0	0	0	0.0000	0	0.0000	0
SPICE ENERGY PRIVATE LIMITED	AALCS1640Q	1	6450000	0	0	6450000	71.1921	6450000	0	6450000	71.1921	0	0	0	0.0000	0	0.0000	0
Sub Total (A)(1)		1	6450000	0	0	6450000	71.1921	6450000	0	6450000	71.1921	0	0	0	0.0000	0	0.0000	6450000
<b>2 Foreign</b>																		
(a) Individuals (Non-Resident Individuals/Foreign Individuals)																		
(b) Government		0	0	0	0	0	0.0000	0	0	0	0.0000	0	0	0	0.0000	0	0.0000	0
(c) Institutions		0	0	0	0	0	0.0000	0	0	0	0.0000	0	0	0	0.0000	0	0.0000	0
(d) Foreign Portfolio Investor		0	0	0	0	0	0.0000	0	0	0	0.0000	0	0	0	0.0000	0	0.0000	0
(e) Any Other (specify)		0	0	0	0	0	0.0000	0	0	0	0.0000	0	0	0	0.0000	0	0.0000	0
(e)(i) Bodies Corporate		0	0	0	0	0	0.0000	0	0	0	0.0000	0	0	0	0.0000	0	0.0000	0
Sub Total (A)(2)		0	0	0	0	0	0.0000	0	0	0	0.0000	0	0	0	0.0000	0	0.0000	0
Total Shareholding of Promoter and Promoter Group (A)=(A)(1)+(A)(2)		1	6450000	0	0	6450000	71.1921	6450000	0	6450000	71.1921	0	0	0	0.0000	0	0.0000	6450000



V. Rastogi

Table III - Statement showing Shareholding Pattern of the Public shareholder

Name of Listed Entity: SRM ENERGY LIMITED

Quarter ended: 31.12.2015

Category and Name of the shareholders (I)	PAN (II)	No. of share holders (III)	No. of fully paid up equity shares held (IV)	Partly paid-up equity held (V)	No. of shares underlying Depository Receipts (VI)	Total Nos. shares held (VII = IV+V+VI)	Shareholding % calculate as per SCRR 1957 As a % of (A+B+C2) (VIII)	No of voting Rights held in each class of securities (IX)			No of shares underlying outstanding convertible Securities (including warrants) (X)	Shareholding as a % assuming full conversion of convertible securities(as a % of diluted share capital) (XI) = as a % of A+B+C2	Number of Locked in shares (XII)		Number of shares pledged or otherwise encumbered (XIII)		Number of equity shares held in dematerialized form (XIV)	
								No of voting Rights					Total as a % of Total voting rights	No. (a)	As a % of total shares held (b)	No. (a)		As a % of total shares held (b)
								Class X	Class Y	Total								
<b>1 Institutions</b>																		
(a) Mutual Funds/UTI		2	305495	0	0	305495	3.3719	305495	0	305495	3.3719	0	0	0	0.0000	0	0.0000	299795
UTI-UNIT LINKED INSURANCE PLAN	AAATU1088L		299795	0	0	299795	3.3090	299795	0	299795	3.3090	0	0	0	0.0000	0	0.0000	299795
(b) Venture Capital Funds		0	0	0	0	0	0.0000	0	0	0	0.0000	0	0	0	0.0000	0	0.0000	0
(c) Alternate Investment Funds		0	0	0	0	0	0.0000	0	0	0	0.0000	0	0	0	0.0000	0	0.0000	0
(d) Foreign Venture Capital Investors		0	0	0	0	0	0.0000	0	0	0	0.0000	0	0	0	0.0000	0	0.0000	0
(e) Foreign Portfolio Investors		0	0	0	0	0	0.0000	0	0	0	0.0000	0	0	0	0.0000	0	0.0000	0
(f) Financial Institutions / Banks		0	0	0	0	0	0.0000	0	0	0	0.0000	0	0	0	0.0000	0	0.0000	0
(g) Insurance Companies		0	0	0	0	0	0.0000	0	0	0	0.0000	0	0	0	0.0000	0	0.0000	0
(h) Provident Funds / Pension Funds		0	0	0	0	0	0.0000	0	0	0	0.0000	0	0	0	0.0000	0	0.0000	0
(i) Any Other (specify)		0	0	0	0	0	0.0000	0	0	0	0.0000	0	0	0	0.0000	0	0.0000	0
(i)(i) Foreign Institutional Investors		0	0	0	0	0	0.0000	0	0	0	0.0000	0	0	0	0.0000	0	0.0000	0
(i)(ii) Qualified Foreign Investor		0	0	0	0	0	0.0000	0	0	0	0.0000	0	0	0	0.0000	0	0.0000	0
Sub Total (B)(1)		2	305495	0	0	305495	3.3719	305495	0	305495	3.3719	0	0	0	0.0000	0	0.0000	299795
(2) Central Government/State Government(s)/ President of India		0	0	0	0	0	0.0000	0	0	0	0.0000	0	0	0	0.0000	0	0.0000	0
Sub Total (B)(2)		0	0	0	0	0	0.0000	0	0	0	0.0000	0	0	0	0.0000	0	0.0000	0
<b>3 Non-institutions</b>							0.0000	0	0	0	0.0000	0	0	0	0.0000	0	0.0000	0
(a-i) Individuals - shareholders holding nominal share capital up to Rs 2 Lakh		5480	1530071	0	0	1530071	16.8882	1530071	0	1530071	16.8882	0	0	0	0.0000	0	0.0000	575321
(a-ii) Individual shareholders holding nominal share capital in excess of Rs. 2 Lakh		6	508009	0	0	508009	5.6072	508009	0	508009	5.6072	0	0	0	0.0000	0	0.0000	483009
ARUN K HITKARI	AAAPH1005Q		154800	0	0	154800	1.7086	154800	0	154800	1.7086	0	0	0	0.0000	0	0.0000	154800
AJAY RAJENDRA GUPTA	AILPG5850F		133537	0	0	133537	1.4739	133537	0	133537	1.4739	0	0	0	0.0000	0	0.0000	133537
NEELAM AJAY GUPTA	N		116475	0	0	116475	1.2856	116475	0	116475	1.2856	0	0	0	0.0000	0	0.0000	116475
(b) NBFCs registered with RBI		0	0	0	0	0	0.0000	0	0	0	0.0000	0	0	0	0.0000	0	0.0000	0
(c) Employee Trusts		0	0	0	0	0	0.0000	0	0	0	0.0000	0	0	0	0.0000	0	0.0000	0
(d) Overseas Depositories (holding DRs)(balancing figure)		0	0	0	0	0	0.0000	0	0	0	0.0000	0	0	0	0.0000	0	0.0000	0
(e) Any Other (specify)		0	0	0	0	0	0.0000	0	0	0	0.0000	0	0	0	0.0000	0	0.0000	0
(i) NRI Rept		3	8097	0	0	8097	0.0894	8097	0	8097	0.0894	0	0	0	0.0000	0	0.0000	7697
(ii) NRI Non -Rept		3	1000	0	0	1000	0.0110	1000	0	1000	0.0110	0	0	0	0.0000	0	0.0000	0
(iii) Trusts		1	200	0	0	200	0.0022	200	0	200	0.0022	0	0	0	0.0000	0	0.0000	200
(iv) QCB		0	0	0	0	0	0.0000	0	0	0	0.0000	0	0	0	0.0000	0	0.0000	0
(v) Foreign National		0	0	0	0	0	0.0000	0	0	0	0.0000	0	0	0	0.0000	0	0.0000	0
(vi) Foreign Bodies		0	0	0	0	0	0.0000	0	0	0	0.0000	0	0	0	0.0000	0	0.0000	0
(vii) Clearing Member		0	0	0	0	0	0.0000	0	0	0	0.0000	0	0	0	0.0000	0	0.0000	0
(viii) Bodies Corporate		54	257128	0	0	257128	2.8381	257128	0	257128	2.8381	0	0	0	0.0000	0	0.0000	174828
(ix) Unclaimed/Escrow Account		0	0	0	0	0	0.0000	0	0	0	0.0000	0	0	0	0.0000	0	0.0000	0
(x) Any Other		0	0	0	0	0	0.0000	0	0	0	0.0000	0	0	0	0.0000	0	0.0000	0
Sub Total (B)(3)		5547	2304505	0	0	2304505	25.4360	2304505	0	2304505	25.4360	0	0	0	0.0000	0	0.0000	1241055
<b>Total Public Shareholding (B)=(B)(1)+(B)(2)+(B)(3)</b>		<b>5549</b>	<b>2610000</b>	<b>0</b>	<b>0</b>	<b>2610000</b>	<b>28.8079</b>	<b>2610000</b>	<b>0</b>	<b>2610000</b>	<b>28.8079</b>	<b>0</b>	<b>0</b>	<b>0</b>	<b>0.0000</b>	<b>0</b>	<b>0.0000</b>	<b>1540850</b>

V. Rastogi

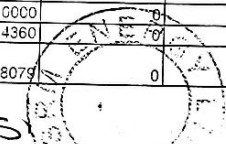


Table IV - Statement showing Shareholding Pattern of the Non Promoter - Non Public shareholder

Name of Listed Entity: SRM ENERGY LIMITED

Quarter ended: 31.12.2014

Category and Name of the shareholders (i)	PAN (ii)	No. of share holders (iii)	No. of fully paid up equity shares held (iv)	Partly paid-up equity held (v)	No. of shares underlying Depository Receipts (vi)	Total Nos. shares held (vii = iv+v+vi)	Shareholding % calculate as per SCRR 1957 As a % of (A+B+C2) (viii)	No of voting Rights held in each class of securities (ix)				No of shares underlying outstanding convertible Securities (including warrants) (x)	Total Shareholding as a % assuming full conversion of convertible securities(as a % of diluted share capital) (xi) = as a % of A+B+C2	Number of Locked in shares (xii)		Number of shares pledged or otherwise encumbered (xiii)		Number of equity shares held in dematerialized form (xiv)
								No of voting Rights			Total as a % of Total voting rights			No. (a)	As a % of total shares held (b)	No. (a)	As a % of total shares held (b)	
								Class X	Class Y	Total								
(1) Custodian/ DR Holder		0	0	0	0	0	0.0000	0	0	0	0.0000	0	0	0	0.0000	0	0.0000	0
(2) (Share Based Employee Benefit) Regulations, 2014)		0	0	0	0	0	0.0000	0	0	0	0.0000	0	0	0	0.0000	0	0.0000	0
Total Non-Promoter-Non Public Shareholding (C) = (C)(1)+(C)(2)		0	0	0	0	0	0.0000	0	0	0	0.0000	0	0	0	0.0000	0	0.0000	0



V. Rastogi